

McHenry County Continuum of Care to End Homelessness

Full Board Agenda – January 16, 2025 at 9:00 AM



To attend virtually: <https://meet.goto.com/569451645>

To attend by phone: 1-312-757-3121 Access code: 569-451-645

Next meeting date: Thursday, February 20th

1.0 Call to Order

2.0 Roll Call and Guest Introductions

3.0 Public Comment Period

4.0 Presentation

4.1 Suicide Prevention Grant – Ryan Jacobsen, Veterans Path to Hope

5.0 Consent Agenda Items – Review and Approval of Meeting Minutes

5.1 December 5, 2024 – Steering Council Committee meeting minutes

5.2 October 1, 2024 – HMIS Committee meeting minutes

5.3 November 12, 2024 – HMIS Committee meeting minutes

6.0 Action Items

7.0 Old Business

7.1 Coordinated Entry and Committee Chair Updates

- Coordinated Entry
- Community Awareness Committee
- Finance Committee
- HMIS Committee
- Housing and Services Committee

7.2 Point in Time Count

8.0 New Business

8.1 Longitudinal Systems Analysis (LSA) Review

9.0 Open Forum and Member Announcements

10.0 Adjournment



McHenry County Continuum of Care to End Homelessness

Steering Council Minutes – December 5, 2024 at 2:00 PM

Next meeting date: January 2, 2025

Members	Present?
---------	----------

Lillie Prince	
Laura Franz	
Donna Rasmussen	
Kathrine Pfister	x
Julie Davis	
Lindsay Kellner	x
Aaron Neal	x
Brandon Kyker	x
Gina Zinck	x
Joe Davis	x
Suzanne Martinez	x
Alma Wright	
Anneliese Thurston	x

Frequent Attendees:	
Sarah Ponitz	x
Liz Heneks	
Bill Meath	x
Kristin Miller	x
Carrie Freund	
Andrew Turner	
Sam Tenuto	

The meeting was called to order by Brandon Kyker at 1:03pm

1.0 Roll Call and Guest Introductions

Brandon did roll call as documented above. He introduced Sarah Ponitz as the new administrator

2.0 Review and Approval of Meeting Minutes

November 7, 2024 ~ Steering Council Committee meeting minutes were reviewed. Joe made a motion to approve the minutes, seconded by Gina, all in favor and motion carried.

3.0 Public Comment Period - none

4.0 Action Items

4.1 Coordinated Entry, Memorandum of Understanding

Gina presented an updated Memorandum of Understanding for the MC CoC. Gina updated the MOU. Kathrine motioned to move the MOU to the full CoC board for consideration, seconded by Brandon, all in favor and motion carried. Brandon stated he and Gina will review Policies and Procedures for CE as well as by-laws review. He will propose moving CE Committee and Collaborative Application Committee to workgroups status instead.

5.0 Old Business

5.1 Systems Updates

Gina said CE has been very busy. There have been no vacancies, but many additions to the list of people waiting for PSH. Gina said she's been receiving many referrals for RRH and they are challenged in finding available units. Bill asked about the cold weather program, and she reported seeing one check which is being utilized at the current time but she doesn't have a full amount. She stated some rooms are being doubled/tripled to fit more people and they are making it work.

Joe said HMIS is going through the migration to Great Lakes HMIS which will be effective January 15 to allow all data to be migrated. Training is open for the new HMIS. Joe said he'll have access to WellSky HMIS data until the end of the year.

6.0 New Business

6.1 HMIS Migration Update

Covered in 5.1

6.2 People in Need Forum

Brandon reminded us that January 25 is PIN. CoC will have a table there and assistance is welcomed!

6.3 Point in Time Count

Brandon stated Sam Tenuto is leading the PIT January 17 and will provide more information. There was some discussion about including youth in this year's count, with a focus on safety and involving the Sheriff's office. In the case of inclement weather, the following Friday will be the PIT count.

7.0 Review and Approval of December 19, 2024 Full Board meeting agenda

Joe moved to approve the board meeting agenda; seconded by Gina, approved by all and motion carried.

8.0 Open Forum and Member Announcements

Lindsay shared that the Landlord Engagement program met and would welcome more members via an MOU.

Donna shared that CCCS is partnering with HOS. CCCS launched their new website with Dobbe Marketing.

Gina said another hotel was added for the Cold Weather Program.

9.0 Adjournment

Gina made a motion at 2:35 pm to adjourn, seconded by Joe, approved by all and motion carried.

Minutes respectfully submitted by Laura Franz, 1.2.2025



McHenry County Continuum of Care to End Homelessness

HMIS Committee – October 1st, 2024 at 10:00 AM

To attend virtually: <https://meet.goto.com/967336581>

To attend by phone: +1 (571) 317 -3122 Access code: 967-336-581

Next meeting date: Tuesday, November 5th

Attendees 10/1/2024

Joe Davis	X
Brandon Kyker	X
Diona Dugo	X
Gina Zinck	X
Katie Hauri	X
Nancy Erickson	X
Suzanne Martinez	X
Vickie Lusk	X
Taylor Wolfe	X
Samantha Marcellis	X
Erica O'Neill	X
Frank Samuel	X
Carly Wagner	X
Kristin Miller	X
Lindsay Kellner	X
Mindy Iverson	X
Adam Smith	X
Jesse Dirkman	X
Brianna Slone	X
Cyndi Wollack	X
Violeta Marin	X

1.0 Call to Order – JD Called the meeting to order at 10:02am

2.0 Public Comment Period – There were no public comments

3.0 Approval of Previous Meeting Minutes

3.1 August Meeting Minutes – Suzanne Martinez made the motion to approve the minutes and

Gina Zinck seconded.

4.0 Data Review

4.1 Year-end Data Review of APR/SPM – JD gave an overview of the system's performance

measures and compared these to 2023's data.

4.2 Shelter Counts and Trends – JD showed various charts and tables showing the shelter counts and trends for the previous year. There were no comments or questions from the committee.

5.0 New Business

5.1 HMIS Migration – What we know so far – JD shared that McHenry County has voted to join the Great Lakes HMIS implementation and will be moving by the end of the year. JD has contacted WellSky to notify them that we are ending our contract. We will be migrating data from January 1st, 2016 until present. Older data will be held by McHenry County Community Development for record retention.

5.2 Committee Decisions

5.2.1 WellSky Read-Only Site – Adam from ICA notes that WellSky is charging us nearly 3x the amount they previously charged. We will not pursue purchasing this.

5.2.2 Number of Licenses and Report Licenses – The committee discussed how many report viewing licenses would be required. ICA mentioned that the advanced reporting licenses will likely only be needed by a couple users. ICA discussed that admin costs will be approximately \$8k annually and they will be able to help with custom reporting.

6.0 Open Forum and Member Announcements – Suzanne M announced a charity walk and to reach out to her for more information. JD will send out slides to attendees.

7.0 Adjournment – Gina made the motion to adjourn the meeting and Brandon K seconded. The meeting was adjourned at 10:52am



McHenry County Continuum of Care to End Homelessness

HMIS Committee – November 12th, 2024 at 10:00 AM

To attend virtually: <https://meet.goto.com/967336581>

To attend by phone: +1 (571) 317 -3122 Access code: 967-336-581

Next meeting date: Tuesday, December 3rd

Attendees 11/5/2024

Joe Davis	X
Aly Gutierrez	X
Gina Zinck	X
Jayona S	X
Lillie Prince	X
Katie Hauri	X
Patty Moeller	X
Sheri Corcoran	X
Vickie Lusk	X
Taylor Wolfe	X
Samantha Marcellis	X
Erica O'Neill	X
Frank Samuel	X
Kristin Miller	X
Dani Houghton	X
Adam Smith	X
Jesse Dirkman	X
Brianna Slone	X
Violeta Marin	X
Iraida Vazquez	X
Joyce Williams	X
Paul Jordan	X
Peggy O'Donnel	X

1.0 Call to Order – JD called the meeting to order at 10:02am

2.0 Public Comment Period – There were no comments.

3.0 Data Review

3.1 Longitudinal Systems Analysis – The LSA has opened and JD is working through it. He

mentioned that he will likely be reaching out to agencies to answer questions regarding LSA flags.

3.2 **Shelter Counts** – JD shared charts showing the beds and availability for the McHenry shelters. The system performance measures were also briefly covered.

4.0 New Business

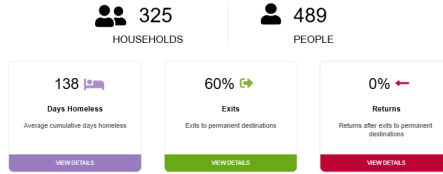
4.1 **Institute for Community Alliances (ICA) Questions and Timeline for Migration** – Jesse, Iraida, Joyce, and Adam from ICA were at the meeting to introduce themselves answer questions. Iraida gave a quick presentation introducing the new system and discussing the migration process. ICA let us know that we should be running reports before December 15th since we will no longer be able to enter new data into WellSky.

5.0 **Open Forum and Member Announcements** – There were no member announcements

6.0 **Adjournment** – Gina made a motion to adjourn the meeting at 10:37am. It was seconded by Dani H.

System Performance Overview

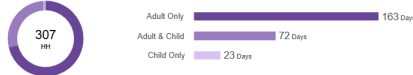
Total number of households and people served in the homeless system and performance overview for 10/01/2023 - 09/30/2024 for 2024 Official LSA 1.0



System Performance by Household Type

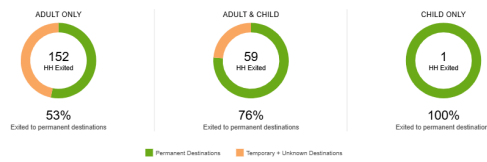
Households with Days Homeless and Days Homeless by Household Type

Households that had at least one day in ES, SH, TH, or Rapid Re-Housing; Housing with or without services (RRHH), or at least one day in PSH prior to move-in and the average cumulative, uncalculated number of days that households were served in ES, SH, or TH projects, and days in RRHH or PSH prior to move-in.



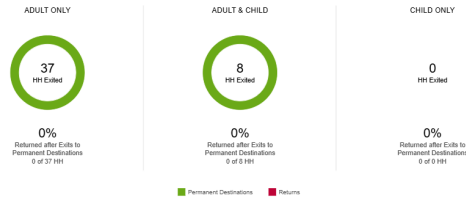
Exits by Household Type

Percent of households that exited to permanent destinations.



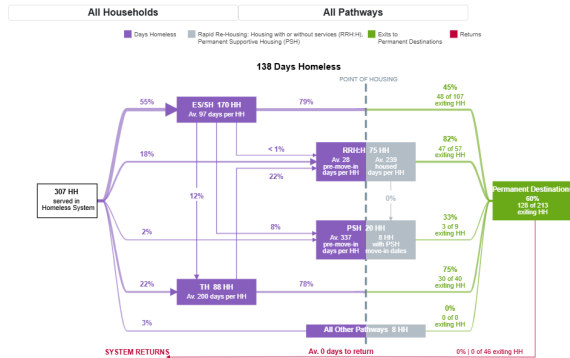
Returns by Household Type

Percent of households that returned to the homeless system within six months of exiting to permanent destinations. The universe for the chart is households that exited within the first six months of the report period.



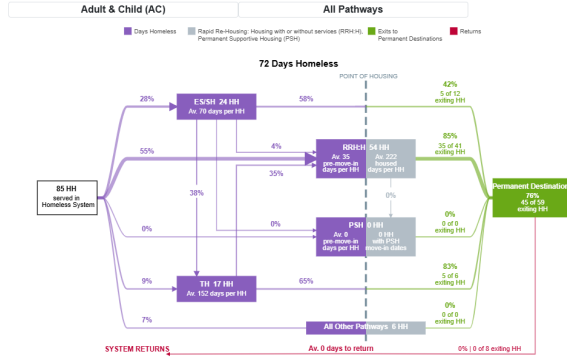
System Performance Map

Households use different combinations of project types during the time they are served in the homeless system. These project type combinations are referred to as pathways. Each pathway has different average cumulative days homeless, exits to permanent housing and returns to the homeless system. The system map shows performance for the main project types in the homeless system and can be filtered to show performance for the main pathways.



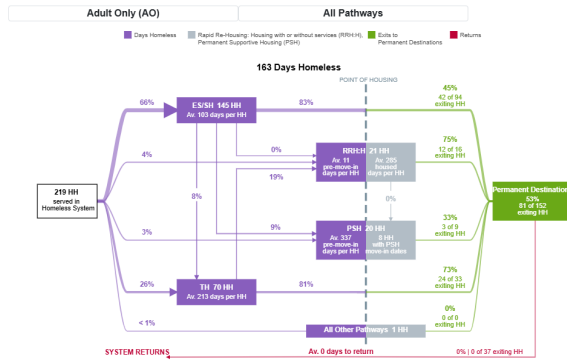
System Performance Map

Households use different combinations of project types during the time they are served in the homeless system. These project type combinations are referred to as pathways. Each pathway has different average cumulative days homeless, exits to permanent housing and returns to the homeless system. The system map shows performance for the main project types in the homeless system and can be filtered to show performance for the main pathways.



System Performance Map

Households use different combinations of project types during the time they are served in the homeless system. These project type combinations are referred to as pathways. Each pathway has different average cumulative days homeless, exits to permanent housing and returns to the homeless system. The system map shows performance for the main project types in the homeless system and can be filtered to show performance for the main pathways.



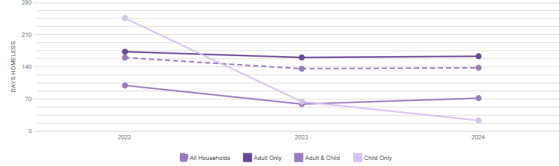
Households with Days Homeless Trend

For each reporting year, households that had at least one day in ES, SH, TH, or RRH/H, or at least one day in PSH prior to move-in.



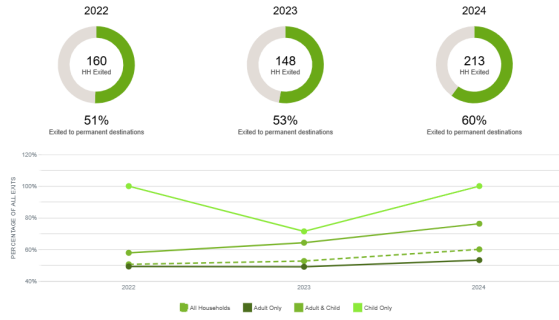
Days Homeless Trend by Household Type

For each reporting year, the average cumulative, unpublicized number of days that households were served in ES, SH, or TH projects, and days in RRH/H or PSH prior to move-in.



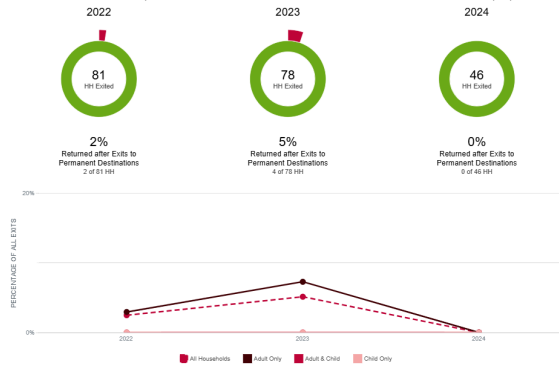
Exits to Permanent Destinations Trend

Number of households that exited from the homeless system and percent that exited to permanent destinations within each of the past three years.



Returns to the Homeless System Trend

Percent of households that returned to the homeless system within six months of exiting to a permanent destination within each of the past three years. For the current report period, the universe for the chart is households that exited within the first six months of the report period.



Exits from the Homeless System

Percent of households that exited to permanent destinations.

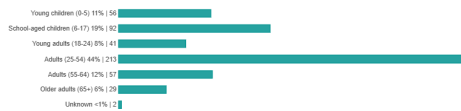


Exits by Destination Type

Percent of households that exited to permanent, temporary, and unknown destinations by household type.

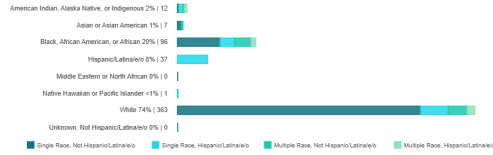


Age of All Persons in Household



Single Race and Multiple Races

Number of people in each race group that selected a single race or multiple races, with and without selecting Hispanic/Latino/a ethnicity, and the percent of households that selected each race. People who selected multiple races are counted in more than one race category.

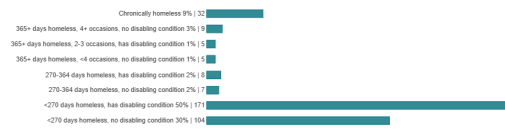


Small numbers may not be visible in the chart. Click the tabular view to see details.

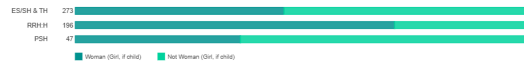
Household Composition



Chronic Homelessness and Disabling Condition of HoH and Adults



Gender of All People



Race and Ethnicity of All People

